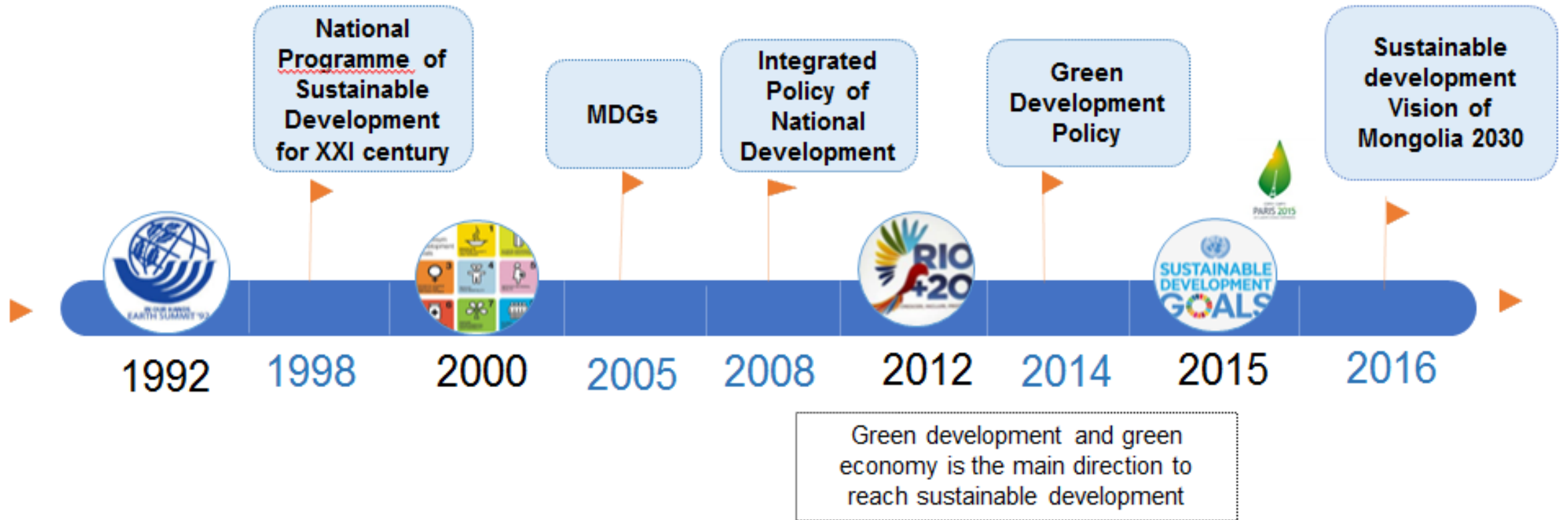


Highlighting steps of Mongolia towards to the Sustainable and/or Green Development



Global SDG and SDV 2030 of Mongolia



The goals were born at UN Conference in Rio de Janeiro in 2012.

Approved by UN General Assembly in Sep, 2015.

Rectangular Snip



17 goals

169 targets

241 Indicators



SDV is approved by the Resolution #19 of the State Great Khural in Feb, 2016.

Regulation of SDV is approved by the Resolution #249 of the Government in 2016.

To link the SDV to short and mid-term policies.




4 goals


44 targets

20 Indicators

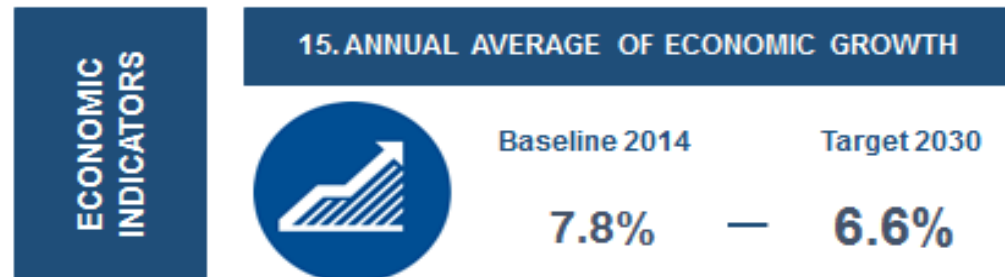
Indicators of Mongolia SDV 2030



Indicator	Unit	2014	2030
2 Indication of human development ???	Rank	90	70
3 Indication of income inequality	Score	36.5	30
4 Average life expectancy	Year	69.57	78
5 1,000 live births, the infant mortality rate	Birth	15.1	8
6 Maternal mortality rate per 100,000 live births	Birth	30.6	15
7 Number of pupils in a classroom of secondary school	Number of child	27.3	20
8 Coverage of social insurance of economic active population	Percent	84.4	99
9 Households provided by reliable source of power	Percent	89	100



Indicator	Unit	2014	2030
11 Area meet with quarantine requirement of World Organization for Animal Health	Percent	0	60
12 Area affected by desertification	Percent	78.2	68
13 Special protected area	Percent	17.4	30
14 Number of tourist to visit to Mongolia	Million person	0.392	2



Indicator	Unit	2014	2030
16 Gross national income	USD	4,166	17,500
17 share of manufacturing exports	Percent	17.0	50.0
18 Provide the need of main type fuel from internal source	Percent	0	100
19 Competitiveness	Rank	104	70
20 Business employment	Rank	56	40

Justification to develop the Green Development Policy of Mongolia



Linkage between SDG, SDV and Green Development Policy

